



UNIVERSITÀ DEGLI STUDI DI TRENTO

DIPARTIMENTO DI ECONOMIA

**Compliance by believing:
an experimental exploration on social
norms and impartial agreements**

Marco Faillo

Stefania Ottone

Lorenzo Sacconi

Discussion Paper No. 10, 2008

The Discussion Paper series provides a means for circulating preliminary research results by staff of or visitors to the Department. Its purpose is to stimulate discussion prior to the publication of papers.

Requests for copies of Discussion Papers and address changes should be sent to:

Dott. Luciano Andreozzi
E.mail luciano.andreozzi@economia.unitn.it
Dipartimento di Economia
Università degli Studi di Trento
Via Inama 5
38100 TRENTO ITALIA

Compliance by believing: an experimental exploration on social norms and impartial agreements.

Marco Faillo
(University of Trento)

Stefania Ottone
(EconomEtica and University of Eastern Piedmont)

Lorenzo Sacconi
(University of Trento and EconomEtica)

Abstract

The main contribution of this paper is twofold. First of all, it focuses on the decisional process that leads to the creation of a social norm. Secondly, it analyses the mechanisms through which subjects conform their behaviour to the norm. In particular, our aim is to study the role and the nature of Normative and Empirical Expectations and their influence on people's decisions. The tool is the Exclusion Game, a sort of 'triple mini-dictator game'. It represents a situation where 3 subjects – players A - have to decide how to allocate a sum S among themselves and a fourth subject - player B - who has no decisional power. The experiment consists of three treatments. In the Baseline Treatment participants are randomly distributed in groups of four players and play the Exclusion Game. In the Agreement Treatment in each group participants are invited to vote for a specific non-binding allocation rule before playing the Exclusion Game. In the Outsider Treatment, after the voting procedure and before playing the Exclusion Game, a player A for each group (the outsider) is reassigned to a different group and instructed about the rule chosen by the new group. In all the treatments, at the end of the game and before players are informed about the decisions taken during the Exclusion Game by the other co-players, first order and second order expectations (both normative and empirical) are elicited through a brief questionnaire. The first result we obtained is that subjects' choices are in line with their empirical (not normative) expectations. The second result is that even a non-binding agreement induces convergence of empirical expectations – and, consequently, of choices. The third results is that expectation of conformity is higher in the partner protocol. This implies that a single outsider breaks the 'trust and cooperation' equilibrium.

Keywords: fairness, social norms, beliefs, psychological games, experimental games.

JEL Classification: C72, C91, A13.

Acknowledgements: we thank the Computable and Experimental Economics Laboratory of the University of Trento (CEEL) and the Experimental Economics Laboratory of the University of Milano-Bicocca (EELAB) staffs for technical support; financial support from EconomEtica and the Department of Economics of the University of Trento is gratefully acknowledged. Usual *caveats* apply. We thank also Laura Magazzini and Cinzia Di Novi for useful suggestions concerning the econometric analysis.

This paper has been presented at the SIDE conference in Milan – Bocconi (September 2007), at the IMEBE 2008 conference in Alicante (March 2008) and at a Laser seminar in Trento (March 2008).

Introduction

In the fields of experimental economics and behavioural game theory one of the most studied topic is subjects' reaction when a cooperation norm or a redistribution norm is violated. This implies that the experimental literature concerning norms mainly corresponds to studies on norms of fairness and, consequently, on punishment of defectors (f.i., Fehr and Gächter, 2000, for second-party punishment; Fehr and Fischbacher, 2004, for third-party punishment). A further implication of these studies is that updating the classical figure of the *Homo Oeconomicus* by introducing more sophisticated preferences (inequity aversion, reciprocity, altruism, spitefulness, and so on¹) into the economic theories is sufficient to explain the experimental results.

Mostly unexplored, both at the empirical and at the theoretical level, is the issue of compliance with norms prescribing non-selfish choices in contexts in which i) sanctions (or rewards) can not be implemented; ii) reputational mechanisms and endogenous sanctions can not be effective, due to ex-post non-verifiability or simply to the fact that the game is one shot.

As shown by Faillo and Sacconi (2007), in these cases theories of social preferences and reciprocity fail in explaining the decision to comply with the norm. A contribution in dealing with this issue comes from non-consequentialist theories, like the ones devised by Sacconi and Grimalda (2007)² and Bicchieri (2006). A common assumption of these theories is that in a strategic interaction amongst N players, player i 's decision to comply with a shared norm, which dictates a choice in contrast with her material self-interest, depends on her beliefs about other $N-1$ players' willingness to comply (conditional compliance hypothesis).

Sacconi and Grimalda (2007) develop a model of conformist preferences based on psychological game theory. According to this model, a player characterized by conformist preferences complies if she participates in choosing the norm in a social contract setting, she expects that other players

¹ See Fehr and Schmidt (2000), Camerer (2003).

² See also Grimalda and Sacconi (2005).

who have contributed to choose the rule will comply (First Order Empirical Expectations) and she expect that others will expect that she will comply (Second Order Empirical Expectations). Experimental evidence compatible with this model has been collected by Sacconi and Faillo (2005) who show that the introduction of a non-binding agreement on a division rule influences individual expectations and choice. In particular, they observe that for a significant number of subjects the agreement seems to represent a sufficient condition to expect reciprocal conformity and therefore to conform to the rule. Bicchieri (2006) devises a theory according to which compliance is observed when the player is aware of existence of the norm, she believes that a sufficiently large number of people comply with the norm (First Order Empirical Expectations); *and* either a sufficiently large number of people think that she ought to conform *or* a sufficiently large number of people are ready to sanction her for not conforming (Second Order Normative Expectations). Bicchieri and Xiao (2007) run an experiment in which they show that when normative expectations (what we believe others think ought to be done) and empirical expectations (what we expect others actually do) are in contrast, subjects choose according to the latter³.

In our paper we give a closer look at the relation between individual expectations and the decision to comply with a norm. We consider the case of a non-binding norm that is chosen through an agreement amongst agents who vote behind a veil of ignorance, and who interact in a one-shot game in which they decide whether to comply or not with the rule.

We investigate on four types of expectations of a generic player i :

First Order Empirical Expectations (FOEE): player i 's beliefs about other players' choice.

Second Order Empirical Expectations (FOEE): player i 's beliefs about other players' beliefs about her choice.

³ Further evidence on the role of empirical and normative expectations in fostering compliance with norms of fairness can be found in a recent paper by Krupka and Weber (2007).

First Order Normative Expectations (FONE): player i 's beliefs about what is the right choice in a particular situation.

Second Order Normative Expectations (SONE): player i 's beliefs about what other players consider as the right choice in a particular situation.

Our objective is to study how these different types of expectations contribute in explaining the decision to comply with a shared norm. We consider a simple game, and we start by studying the relationship between choice and expectations. To do this we observe how subjects play the game and we collect data on what they believe others will do and expect. We add then an analysis of how the introduction (before the actual play of the game) of an agreement on a non-binding division rule influences subjects' expectations, and consequently the way in which the game is played. Finally, we consider the case in which subjects play the game with co-players who are not those with whom they participated in the agreement.

As it will become clearer in the following pages, these steps correspond to the three treatments of our experimental design: the *Baseline Treatment* (BT), the *Agreement Treatment* (AT), and the *Outsider Treatment* (OT). The BT gives us general information about the relationship between choice and empirical and normative expectations. The comparison between what we observe in BT and AT allows us to examine the influence of the agreement on expectations and choice. Finally by comparing the AT with OT we can assess the importance of actual participation in the agreement for the decision to comply with the norm.

The paper is organized as follows: experimental design, procedure and hypotheses are presented in Section 2; results are analyzed in Section 3; discussion of the results and some conclusive remarks end the paper (Section 4).

2. *Experimental Design*

The tool is the *Exclusion Game* (Sacconi and Faillo, 2005; Faillo and Sacconi, 2007), a sort of ‘triple mini-dictator game’. It represents a situation where 3 subjects – players A - have to decide how to allocate a sum S among themselves and a fourth subject - player B - who has no decisional power. In particular, each player A has to decide the amount she wants to ask for herself choosing one of three possible strategies: asking 25%, 30% or 33% of S. The payoff of players A is exactly the sum asked for themselves (a_1 , a_2 and a_3 respectively), while the payoff of player B is the remaining sum ($S - a_1 - a_2 - a_3$). In our experiment, each group is given 60 tokens – each token corresponds to € 0,50 - and each player A’s strategies are : “Ask for 15 tokens”, “Ask for 18 tokens”, “Ask for 20 tokens”.

The experiment consists of three treatments: the *Baseline Treatment (BT)*, the *Agreement Treatment (AT)* and the *Outsider Treatment (OT)*.

In the *BT* participants are randomly distributed in groups of four players and play the *Exclusion Game*.

In the *AT* participants are randomly distributed in groups of four players and are instructed about the stages of the experiment and about the *Exclusion Game*. In the first stage, before knowing their role in the game, they are involved in a voting procedure. In each group participants are invited to vote for a specific allocation rule. In particular, subjects must vote one out of three alternative division rules (the fourth number is player B’s payoff): {15,15, 15,15},{18,18, 18,6}, {20,20, 20,0}. The first rule assigns the same payoff to every member of the group; the second rule corresponds to a partial inclusion of player B in sharing the wealth; the third rule implies the total exclusion of player B. Players must reach a unanimous agreement on the rule within a limited number of trials (10 in our experiment). The voting is computerized and completely anonymous. The agreement is not binding, but failure in reaching it is costly, since only groups who reach an agreement in this first stage have the chance to participate to the second stage. In the second stage the

composition of the groups is unchanged and roles are randomly assigned to implement the *Exclusion Game*. In this case, players A can decide either to implement the voted rule or to choose one of the alternative allocations. Players who do not enter the second stage wait for the end of the session. Their payoff is the show-up fee.

In the *OT* participants are randomly distributed in groups of four players and are instructed about the stages of the experiment and about the *Exclusion Game*. The first stage as well as the rule to enter the second stage are the same as in the *AT*. At the beginning of the second stage, players are informed about their role and groups are rematched. In particular, a player A for each group (the outsider) is reassigned to a different group and instructed about the rule chosen by the new group, while the other members of the group ignore the rule she voted for in her previous group. After the re-matching, subjects participate in the *Exclusion Game*. Also in this case players who do not enter the second stage wait for the end of the session and they are paid only the show-up fee.

For a summary see Figure 1.

2.1 Experimental Procedure.

The experiment was run both in Milan (EELAB – University of Milan Bicocca) and in Trento (CEEL – University of Trento)⁴. We ran 3 sessions for the *BT* (1 in Milan and 2 in Trento), 4 sessions for the *AT* (2 in Milan and 2 in Trento), 5 sessions for the *OT* (3 in Milan and 2 in Trento). Overall, 216 undergraduate students – 104 in Milan and 112 in Trento – participated in the experiment. A more detailed description of the sessions is in Table 1.

⁴ At University of Trento subjects were recruited by posting ads at various departments. Ads were posted one week before the experiment. Subscriptions by students interested in participating in the experiment have been collected by the staff of the Computable and Experimental Economics Laboratory (CEEL) of the University of Trento. At University of Milano-Bicocca subjects were recruited by email. They were students included in the mailing list of the Experimental Economics Laboratory of the University of Milano-Bicocca (EELAB). Two weeks before the experiment they received an email in which the staff invited them to visit the Laboratory's website for information about the experiment and subscriptions.

The experiment was programmed and conducted with the software z-Tree (Fischbacher, 2007). The instructions were read by participants on their computer screen while an experimenter read them loudly.

After reading the instructions and before subjects were invited to take decisions, some control questions were asked in order to be sure that players understood the rules of the game. At the end of each session, subjects were asked to fill in a brief survey to check for socio – demographic data.

Players were given a show – up fee of 3 euro.

2.2 Beliefs elicitation.

In all the treatments, at the end of the game and before players were informed about the decisions taken during the *Exclusion Game* by the other co-players, first order and second order expectations (both normative and empirical) were elicited through a brief questionnaire. In particular, in each group each player made a statement:

1. of the probabilities related to each possible choice of co-players A (First Order Empirical Expectations);
2. of the probability related to each co-players' possible judgement about her own choice (Second Order Empirical Expectations);
3. of the choice should have been taken by a representative player A (First Order Normative Expectations) ;
4. of the choice that co-players consider as the 'right' one (Second Order Normative Expectations) ⁵.

Both in the *AT* and in the *OT* only players who entered the second stage were interviewed about their expectations. Moreover, in the *OT* guesses on behaviour and beliefs of partners and outsiders were asked separately.

Only good guesses of the Empirical Expectations were rewarded through a quadratic scoring rule (Davis and Holt, 1993) ⁶.

2.3 Experimental Hypotheses.

Hypothesis 1 (H1): According to psychological game theory models⁷, individual preferences depend on their expectations (of different orders and nature). Consequently, individuals' choices in the *Exclusion Game* could be explained in terms of their expectations about others' behaviour. Moreover, if Bicchieri and Xiao (2007) are right, when normative and empirical expectations are in contrast, the latter play a more relevant role in players' decisional process.

Hypothesis 2 (H2): In treatments AT and OT agreement should be reached by all the groups since it is not binding but its failure is costly (failure would prevent them to enter the second stage of the experiment).

Hypothesis 3 (H3): According to both conformist preferences and Bicchieri's theories, the possibility of agreeing with a distributive norm enhances compliance by inducing a convergence of individual expectations. In other words, compliance can be explained in terms of emergence of reciprocal expectations of conformity due to the agreement.

Hypothesis 3a (H3a): According to Bicchieri's theory, subjects will comply if i) they believe that other members of their group will comply (First Order Empirical Expectations compatible with the choice dictated by the rule) *and* ii) they believe that other members of the group think that complying is the right thing to do (Second Order Normative Expectations compatible with the choice dictated by the rule).

⁵ See appendix 1 for details on the belief elicitation procedure.

⁶ We used the scoring rule:

$$Q(p) = a - b \sum_{k=1}^N (I_k - p_k)^2$$

Where I_k takes value 1 if the realized event is the event k and 0 otherwise. p_k is the probability associated with event k . The maximum score is a , and the minimum score is $a-2b$. We chose $a=2$ e $b=1$.

⁷ See for example Geanakoplos et al. (1989); Rabin, (1993).

Hypothesis 3b (H3b): According to Sacconi and Grimalda, subjects will comply if i) they participate in the agreement on the rule, ii) they believe that other members of their group will comply (First Order Empirical Expectations compatible with the choice dictated by the rule) *and* if iii) they believe that other members of the group expect they will comply (Second Order Empirical Expectations compatible with the choice dictated by the rule).

3. Data analysis

In this section we want to give an overview of our experimental data and results by discussing two main points. Firstly, we want to analyse the relation between beliefs and behaviour. In particular, we want to check whether beliefs influence subjects' decisional process. Secondly, we want to test whether and how different scenarios influence beliefs and, consequently, people's decisions.

3.1 Description

Overall, 216 undergraduate students participated in the experiment. 56 players were recruited for the BT, 72 for the AT and 88 for the OT. We have observations of 42 subjects A in the BT, 54 in the AT and 66 in the OT.

In the BT, players A mostly chose to ask the highest amount of tokens (20) – 73.8% against 21.4% who choose 18 and 4.8% who chose 15. Both in the AT and in the OT the situation is different. In the AT, 37% , 16.7% and 46.3% chose respectively 20, 18 and 15. In the OT the percentages are 54.5%, 12.1% and 33.4%.

Concerning the voted rule, the 15-15-15-15 one seems to be the preferred option both in the AT and in the OT. In particular, 17 groups out of 18 in the AT and 20 out of 22 in the OT chose the fair-division rule. The 18-18-18-6 rule has been chosen by 2 groups in the AT, while only 1 group in the OT chose the 20-20-20-0 rule. 50% of players in the AT and 39.4% in the OT complied to the voted rule when playing the *Exclusion Game*.

3.2 Results

Result 1. Subjects' choices are in line with their expectations.

If we check whether there is any correlation between beliefs and decisions, it turns out that most players' choices are in line with either empirical or normative expectations (Table 2)⁸

However - as in Bicchieri and Xiao (2007) - when normative and empirical expectations are in contrast, the latter play a more relevant role in players' decisional process (Table 3) and they are significantly correlated to subjects' choices (Spearman test; $p < 0.03$). This is not the case when we analyse normative expectations (Spearman test; $p > 0.17$).⁹

Result 2. When agreement is possible, it is reached by all groups.

As we expected, when agreement is possible, it is reached by all groups. This is a quite obvious result: agreement is not binding but a failure in reaching it is expensive. However, the real interesting point is the fact that the fair rule 15-15-15-15 seems to be a sort of focal point (see Table 4). What does it mean? Let us look at the results of the first voting attempt. From Table 5 it emerges that 75% of players in the AT and 70% of players in the OT indicate as their first choice the 15-15-15-15 rule. If we run a binomial test (choosing the 15-15-15-15 rule against choosing another rule) it turns out that these values are significant ($p = 0.000$ in the AT and $p = 0.04$ in the OT). This may imply that most of people perfectly know what is right. However, what happens to the remaining 25% and 30%? Why do most of them convert themselves? And why do, when playing the *Exclusion Game*, the 50% of subjects in the AT and the 61% in the OT decide not to comply with the rule (Table 6)? A possible explanation is that 'unfair' subjects vote for the non-binding 'fair' rule in order to end the time-consuming voting procedure. However, this is not enough for players who prefer the 'fair' rule. They perfectly know that the agreement is not binding (in fact, among players who eventually vote for a rule different

⁸ We consider only first order expectations since second order expectations are either equal or highly correlated to the former. For a more detailed description, see Appendix 1.

⁹ Test run only on observations where FONE and FOEE are different.

from their first choice, 71% do not comply when playing the *Exclusion Game*) and if they think that the other co-players do not comply, probably they will defect as well. This would be in line both with the fact that empirical expectations are more relevant than normative ones and with the higher probability of expecting the others will choose 20 (at least in the AT) as soon as the number of voting rounds increases (see Appendix 2).

Result 3. Agreement induces convergence of empirical expectations.

In the BT at least 70% of the players ask 20, while in the AT only 37% of the participants ask for the maximum. This difference is significant (Mann-Whitney¹⁰; $p = 0.0002$). However, our experimental hypothesis is more complicated and implies a two-step reasoning process of our participants. Step 1: the agreement influences players' empirical expectations. Step 2: empirical expectations define subjects' choices. This means that we want to show that the difference between BT and AT is a consequence of the impact of the agreement on players' beliefs and preferences.

In the AT 17 groups out of 18 choose the 15-15-15-15 rule and 1 the 18-18-18-6 one. If we analyse people's expectations, it turns out that in the AT there is a significant decrease of subjects who think that the other members of their group have asked for 20 tokens (Table 7). A probit regression – where the dependent variable is the probability of expecting the others have chosen 20 – shows that subjects' are more likely to expect a selfish behaviour of the co-players in the BT ($p = 0.000$). A bivariate recursive probit confirms both beliefs' influence on subjects' decisions ($p = 0.00$) and the convergence of empirical expectations toward a choice in line with the fair rule ($p = 0.000$).¹¹ More details on the econometric analysis in Appendix 2.

Result 4. Expectation of conformity is higher in the partner protocol.

¹⁰ Independent observations are average choices of each group in order to take account of the fact that choices within the same group in the AT are not independent.

¹¹ This result is perfectly in line with the result obtained by Sacconi and Faillo (2005) through a within-subject design.

When we introduce a mixed protocol in which the *Exclusion Game* is played in groups where one subject is an ‘outsider’ (in the OT), a lower percentage of players comply to the chosen rule (Table 6). Again, our experimental hypothesis implies a two-step reasoning process of our participants. Step 1: the introduction of an outsider influences players’ empirical expectations. Step 2: empirical expectations define subjects’ choices. This means that, once again, we want to show that the difference between AT and OT is a consequence of the impact of the outsider on players’ beliefs. If we analyse people’s expectations, it turns out that in the AT players believe in co-players’ compliance more than in the OT (Table 8). A probit regression – where the dependent variable is the probability of expecting the others to comply – shows that subjects are more likely to expect compliance in the AT ($p = 0.046$). A bivariate recursive probit confirms both beliefs’ influence on subjects’ decisions ($p = 0.012$) and the fact that in the OT subjects are more likely to expect co-players’ deviation from the chosen rule. ($p = 0.051$). More details on the econometric analysis in Appendix 2.

Result 5. Sacconi and Grimalda predict our players’ behaviour while Bicchieri’s theory seems to be less robust.

The previous analyses confirms the robustness of Sacconi and Grimalda’s theory. According to them FOEE and SOEE should be compatible with the choice dictated by the rule. In our data, SOEE are in line with FOEE (see result 1). Moreover, FOEE influence subjects’ decisions (see result 3 and result 4), and participation in the agreement has a significant impact on the decision to comply (result 4.)

On the other hand, Bicchieri’s theory seems to be less robust. According to Bicchieri, both FOEE and SONE in line with the chosen rule are necessary to predict compliance. To check this point we isolate the subgroup of subjects who comply to the chosen rule and whose FOEE are in line with it. We obtain a subgroup of 14 subjects in the AT and 14 subjects in the OT. If we analyse the correlation between SONE and choice it turns out that they are correlated neither in the AT (Spearman correlation coefficient; $p = 0.23$) nor among the

insiders in the OT (Spearman correlation coefficient; $p = 0.5$). They are only slightly correlated among the outsiders in the OT (Spearman correlation coefficient; $p = 0.07$), but in this case we have only 6 observations.

4. Conclusions

The aim of this paper is twofold. First of all, it focuses on the decisional process that leads to the creation of a social norm. Secondly, it analyses the mechanisms through which subjects conform their behaviour to the norm.

We can summarize our results by saying that:

- 1) subjects' choices are in line with their empirical expectations, and when normative and empirical expectations are in contrast, the latter play a more relevant role in players' decisions (H1);
- 2) Agreement is reached in all groups (H2);
- 3) Even a non-binding agreement induces convergence of empirical expectations and, consequently, of choices (H3). Moreover, it confirms the robustness of the results obtained in Faillo and Sacconi (2007). In particular, it is perfectly in line with the hypothesis that subjects comply with a norm if they believe that other members of their group will comply and if they believe that other members of their groups expect they will comply (H3b);
- 4) the results of the OT treatment seems to suggest that participation in the agreement is a necessary condition for compliance. Insiders do not expect compliance from outsiders, and consequently they do not comply (H3b). Outsiders seem to acknowledge it, and, expecting non-compliance by the insiders, they do not comply.
- 5) the last result we obtain (a generally non significant correlation between SONE and choice of conformity) does not confirm the hypothesis that both first order empirical expectations and second order normative expectations are necessary conditions for compliance (H3a).

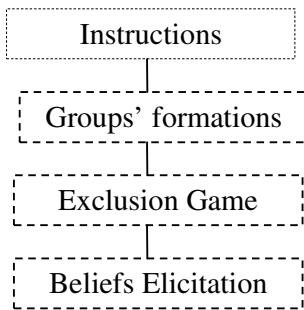
References

- Bicchieri, C. (2006), *The Grammar of Society: The Nature and Dynamics of Social Norms*, Forthcoming Cambridge University Press.
- Bicchieri, C., Xiao E., (2007), *Do the Right Thing: But only if others do so*, MPRA Paper 4609, University Library of Munich, Germany.
- Camerer, C.F. (2003), *Behavioral Game Theory: Experiments in Strategic Interaction*, Princeton; NJ; Princeton University Press.
- Davis, D. D. and Holt, C.A. (1993) *Experimental Economics*. New Jersey: Princeton University Press.
- Di Novi C. (2007), An Economic Evaluation of Life-Style and Air-pollution-related Damages: Results from the BRFSS, JEPS Working Papers 07-001, JEPS.
- Faillo, M. and Sacconi L. (2007), “Norm Compliance: The Contribution of Behavioral Economics Theories”, in Innocenti, A. and Sbriglia, P. (eds.), *Games, Rationality and Behaviour, Essays in Behavioural Game Theory and Experiments*, New York, Palgrave-MacMillan.
- Fehr E., Fischbacher U. (2004), ‘Third Party Punishment and Social Norms’, *Evolution and Human Behavior*, 25, 63-87.
- Fehr E., Gächter S. (2000), ‘Cooperation and Punishment in Public Good Experiments’, *American Economic Review*, 90(4), 980-994.
- Fehr, E. and K.M. Schmidt (2000) “Theories of Fairness and Reciprocity. Evidence and Economic Applications”, *Institute for Empirical Research in Economics University of Zurich Working Paper Series*, n.75.

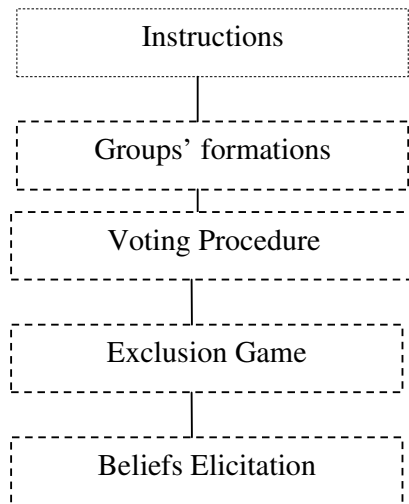
- Geanakoplos, J., D. Pearce and E. Stacchetti (1989), “Psychological Games and Sequential Rationality”, *Games and Economic Behavior*, Vol. 1, pp. 60-79.
- Grimalda, G., L. Sacconi (2005) “The Constitution of the Not-for-Profit Organisation: Reciprocal Conformity to Morality”, *Constitutional Political Economy*, Vol 16(3), 249-276.
- Krupka, E. and Weber, R.A. (2007), “The Focusing and Informaitonal Effects of Norms on Pro-Social Behavior”, *Discussion Paper No. 3169*.
- Rabin M., 1993, ‘Incorporating Fairness into Game Theory and Economics’, *American Economic Review*, 83(5), 1281-1302.
- Sacconi, L. and Faillo, M. (2005), “Conformity and Reciprocity in the “Exclusion Game”: An Experimental Investigation” *Discussion Paper. Department of Economics University of Trento*.
- Sacconi L. and G. Grimalda (2007) “Ideals, conformism and reciprocity: A model of Individual Choice with Conformist Motivations, and an Application to the Not-for-Profit Case” in (L.Bruni and P.L.Porta eds.) *Handbook of Happiness in Economics*, Edward Elgar, London (in print).

Figure 1. Treatments

Baseline Treatment



Agreement Treatment



Outsider Treatment

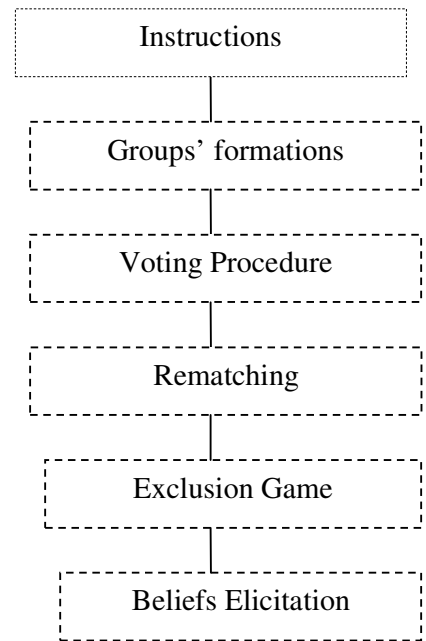


Table 1. Experimental Design

Treatment	Voting Procedure	Matching	Sessions	Subjects
BT	NO	Partner Protocol	2 in Trento (T) 1 in Milan (M)	36 (T) + 20 (M) 9 groups (T) + 5 groups (M) (27 (T) + 15 (M) players A)
AT	YES	Partner Protocol	2 in Trento (T) 2 in Milan (M)	36 (T) + 36 (M) 9 groups (T) + 9 groups (M) (27 (T) + 27 (M) players A)
OT	YES	Mixed – Partner and Stranger Protocol	2 in Trento (T) 3 in Milan (M)	32 (T) + 56 (M) 8 groups (T) + 14 groups (M) (24 (T) + 42 (M) players A)

Table 2. Beliefs and choices

	It is possible to explain subjects' behaviour through...		
	FOEE	FONE	OTHER
BT			
T (N = 27)	82%	7%	11%
M (N = 15)	93%	0%	7%
AT			
T (N = 27)	82%	11%	7%
M (N = 27)	82%	7%	11%
OT			
T (N = 24)	71%	21%	8%
M (N = 42)	83%	10%	7%

FOEE= First Order Empirical Expectation.

FONE= First Order Normative Expectations.

Table 3. Normative and empirical expectations

When FOEE and FONE are different it is possible to explain subjects' behaviour through...			
	FOEE	FONE	OTHER
BT T (N = 14) M (N = 8)	72% 100%	14% 0%	14% 0%
AT T (N = 11) M (N = 9)	64% 78%	27% 22%	9% 0%
OT T (N = 14) M (N = 21)	57% 71%	14% 19%	29% 10%

FOEE= First Order Empirical Expectation.
FONE= First Order Normative Expectations.

Table 4. Groups' Voted Rule by University x Treatment.

		Rule					
		15 – 15 – 15 – 15	18 – 18 – 18 – 6	20 – 20 – 20 – 0			
Trento	AT	88.9%	8/9	11.1%	1/9	0.0%	0/9
	OT	87.5%	7/8	12.5%	1/8	0.0%	0/8
Milano	AT	100.0%	9/9	0.0%	0/9	0.0%	0/9
	OT	92.9%	13/14	0.0%	0/14	7.1%	1/14

Table 5. First voted rule by Treatment.

	AT	OT
15-15-15-15	75% 54/72	70% 62/88
18-18-18-6 or 20-20-20-0	25% 18/72	30% 26/88

Table 6. Compliance by University x Treatment.

Trento	AT	44.4%	12/27 10 rule 15 - 2 rule 18
	OT	29.2%	7/24
	<i>OT</i> (<i>Insiders</i>)	37.5%	6/16 5 rule 15 - 1 rule 18
	<i>OT</i> (<i>Outsiders</i>)	12.5%	1/8 1 rule 15
Milano	AT	55.5%	15/27 15 rule 15
	OT	45.2%	19/42
	<i>OT</i> (<i>Insiders</i>)	39.3%	11/28 9 rule 15 - 2 rule 20
	<i>OT</i> (<i>Outsiders</i>)	57.1%	8/14 7 rule 15 - 1 rule 20

Table 7. Distribution of FOEE by University x Treatment

		15 - 18	20
Trento	BT (N = 27)	15.0%	85.0%
	AT (N = 27)	20.0%	80.0%
Milano	BT (N = 15)	52.0%	48.0%
	AT (N = 27)	69.0%	31.0%

Table 8. Expectation of Compliance by University x Treatment.

Trento	AT	40.7%	11/27
	OT	20.8%	5/24
Milano	AT	51.8%	14/27
	OT	30.9%	13/42

Appendix 1– The beliefs elicitation procedure

Data on subject's expectations have been collected through a questionnaire. We adopted two different questionnaires, one for the Baseline and the Agreement treatments and one for the Outsider treatment.

BASELINE TREATMENT AND AGREEMENT TREATMENT

Let us identify the three active members of the group (players A) as Ax, Ay and Az. The questions were exactly the same for the three players. By way of example we will take the point of view of player Ax.

1. First Order Empirical Expectations (FOEE)

“You are the participant Ax. According to your opinion, what is the probability (expressed in percentage terms) that Ay has made the following choices:

CHOICE	PROBABILITY
S/he asked for 15 tokens	[]
S/he asked for 18 tokens	[]
S/he asked for 20 tokens	[]

Remember that the three percentages must sum to 100%”

(We asked the subject if this probability would hold also for player Az. If not s/he could enter different values for Az. Thus, each subject answered to two questions on FOEE.)

2. Second Order Empirical Expectations (SOEE)

“You are the participant Ax. Now we ask you to assign a probability (expressed in percentage terms) to each of these hypotheses regarding the probabilities assigned to your choice by participant Ay

HYPOTHESIS	PROB.
According to Ay, my most probable choice has been to ask for 15 tokens	[]
According to Ay, my most probable choice has been to ask for 18 tokens	[]
According to Ay, my most probable choice has been to ask for 20 tokens	[]

According to Ay, all my three choices are almost equiprobable []

According to Ay, only two of my three choices are almost equiprobable []

Remember that the five percentages must sum to 100%”

(We asked the subject if this probability would hold also for player Az. If not s/he could enter different values for Az. In this ways each subject were submitted two question on FOEE.)

3 First Order Normative Expectations (FONE)

“Think of a generic participant A. What is the right number of tokens s/he should ask for?

I think the right number of tokens is 15 []

I think the right number of tokens is 18 []

I think the right number of tokens is 20 []”

3 Second Order Normative Expectations (SONE)

“Think of a generic participant A. What do you think is her/his opinion with regard to the right number of tokens that a generic participant A should ask for?

I think s/he believe that the right number of tokens is 15. []

I think s/he believe that the right number of tokens is 18 []

I think s/he believe that the right number of tokens is 20 []”

OUTSIDER TREATMENT

In this treatment we must distinguish between the members of the group who have voted the rule and are still in their original group and the Outsider (the subject who comes from a different group). Let us use “Ax” and “Ay” to identify the members who have not changed the group and “AO” to identify the outsider.

1. First Order Empirical Expectations (FOEE)

Questions for the Ax and Ay members

“You are the participant Ax (Ay). According to your opinion, what is the probability (expressed in percentage terms) that Ay (Ax) has made the following choices:

(same options as in the other two treatments)

“You are the participant Ax (Ay). According to your opinion, what is the probability (expressed in percentage terms) that AO (the participant coming from another group) has made the following choices:

(same options as in the other two treatments)

Question for the AO members

“You are the participant AO. According to your opinion, what is the probability (expressed in percentage terms) that Ay (Ax) has made the following choices:

(same options as in the other two treatments)

2. Second Order Empirical Expectations (SOEE)

Questions for the Ax and Ay members

“You are the participant Ax (Ay). Now we ask you to assign a probability (expressed in percentage terms) to each of these hypotheses regarding the probabilities assigned to your choice by participant Ay(Ax).

(same options as in the other two treatments)

“You are the participant Ax (Ay). Now we ask you to assign a probability (expressed in percentage terms) to each of these hypotheses regarding the probabilities assigned to your choice by participant AO (the participant coming from another group):

(same options as in the other two treatments)

Question for the AO members

“You are the participant AO. Now we ask you to assign a probability (expressed in percentage terms) to each of these hypotheses regarding the probabilities assigned to your choice by participant Ax (Ay):

(same options as in the other two treatments)

3 First Order Normative Expectations (FONE)

Questions for the Ax, Ay and AO members

“Think of a generic participant A who is still in her/his original group. What is the right number of tokens that s/he should ask for? (FONE1)

(same options as in the other two treatments)

“Think of a generic participant A who is in a group which is not her/his original one. What is the right amount of tokens that she/he should ask for? (FONE2)

(same options as in the other two treatments)

4 Second Order Normative Expectations (SONE)

Questions for the AO members

“Think of a generic participant A who is still in her/his original group . What do you think is her/his opinion with regard to the right number of tokens that a participant A who is still in her/his original group should ask for ?” (SONE1)

(same options as in the other two treatments)

“Think of a generic participant A who is still in her/his original group . What do you think is her/ his opinion with regard to the right number of tokens that a participant A who is not in her/his original group should ask for ?”

(SONE2)

(same options as in the other two treatments)

Questions for the Ax and Ay members

Think of a participant A who is still in her/his original group . What do you think is her/his opinion with regard to the right number of tokens that a participant A who is still in her/his original group should ask for ?

(SONE3)

(same options as in the other two treatments)

Think of a participant A who is still in her/his original group . What do you think is her/his opinion with regard to the right number of tokens that a participant A who is not in her/his original group should ask for ?

(SONE4)

(same options as in the other two treatments)

“Think of a participant A who is not in her/his original group . What do you think is her/his opinion of the other participant A with regard to the right number of tokens that a participant A who is still in her/his original group should ask for ?”

(SONE5)

(same options as in the other two treatments)

Think of a participant A who is not in her/his original group . What do you think is her/his opinion of the other participant A with regard to the right number of tokens that a participant A who is not in her/his original group should ask for ?

(SONE6)

(same options as in the other two treatments)

Subjects were paid only for the accuracy of their guesses in FOEE and SOEE questions according the Quadratic Scoring Rule (Davis and Holt, 1993).

When we detect the relation between subjects’ choices and beliefs, we consider only first order expectations (both empirical and normative). This is due to a preliminary analysis on beliefs. First of all, we analyse FOEE and SOEE. In particular, we want to check whether what people think the other has done was in line with what they think the others expected s/he has done. We find out that there is no difference between FOEE and SOEE in all the

treatments ($p < 0.06$, Fisher-exact test in the BT; $p > 0.45$, Wilcoxon test in the AT; $p > 0.15$, Wilcoxon test in the OT).¹²

Then, we check whether this is true also when considering normative expectations. In the BT, it turns out that FONE and SONE are not significantly different ($p = 0.000$, Fisher-exact test). In the AT, FONE are slightly lower than SONE ($p = 0.09$, Wilcoxon test), but highly correlated ($p = 0.0002$, Spearman correlation test). In the OT the analysis is a bit more complicated. This is due to the fact that we have two different kinds of active players – the outsiders and the insiders. Consequently, normative beliefs concern both a generic insider and a generic outsider rather than a generic player A – as in the BT and in the AT. This increases the number of normative expectations (FONE1, FONE2, SONE1, SONE2, SONE3, SONE4, SONE5 and SONE6) and the number of possible comparisons. With respect to the outsiders, we compare FONE1 with SONE1 and FONE2 with SONE2. As a results, FONE1 and SONE1 are not significantly different ($p = 0.34$, Wilcoxon test), while FONE2 are slightly lower than SONE2 ($p = 0.05$, Wilcoxon test). However, when we compare SONE2 with choices, it turns out that they are not significantly correlated ($p = 0.41$, Spearman correlation test). Concerning the insiders, we compare FONE1 with SONE2 and SONE5, as well as FONE2 with SONE4 and with SONE6. In all cases it emerges that they are not significantly different ($p > 0.31$, Wilcoxon test). Finally, we check whether players think that a normative choice does not depend on the role (outsider vs insider). We compare FONE1 with FONE2 and we found out that they are not significantly different according both the outsiders ($p = 0.34$, Wilcoxon test) and the insiders ($p = 0.19$, Wilcoxon test).

To sum up, we find that second order expectations are generally in line with first order expectations. This allows to study the relation between choices and beliefs by taking only first order expectations into account.

¹² We want to point out that when running tests, independence of observations is taken into account. In particular, in the BT each player's observation is independent with respect to all the other players' observations. In the AT, independent observations are group's average observations. In the OT, insiders' independent observations are again group's average observations, while outsiders' independent observations are the average observations of the interchanged outsiders.

Appendix 2 – The Econometric Analysis¹³

$$FOEE_20_i = AT_i\alpha + Age_i\beta_1 + TENT_i\beta_2 + FIRST * AT_i\delta_1 + \varepsilon_{i1} \quad (R1)$$

(R1) is a probit regression we implement to explore what kind of variables influence subjects' probability of expecting the others have chosen 20. The dependent variable is the dichotomous variable FOEE_20 that is equal to 1 if a subject expects the others have chosen 20. The control variables are both related to the nature of the experiment (AT, FIRST*AT, TENT) and demographic (AGE). We exclude the variable GENDER since it turns out that in the first two treatments GENDER and AGE are significantly correlated (Pearson coefficient; $p < 0.01$) – women are significantly older than men (ttest; $p = 0.002$). AT is a dummy equal to 1 if the AT is played. TENT is the number of rounds the group voted before reaching a unanimous decision on the rule to be used – variable equal to 0 when the BT is played. FIRST*AT is an interaction term equal to 0 either when the BT is played or when the player in the AT participated in other experiments in the past.

Probit Model – R1

<i>Variables</i>	<i>FOEE_20</i>	<i>Marginal Effects</i>
AT	-2.1*** (0.478)	-0.58
FIRST*AT	-1.29*** (0.453)	-0.47
AGE	-0.10 (0.073)	-0.03
TENT	0.39** (0.169)	0.13
Constant	3.77*** (1.643)	

N	96
Log Likelihood	-39891664
LR chi2(4)	42.43
Prob > chi2	0.000

***significance 1%

** significance 5%

¹³ Multicollinearity – a usual problem of probit regressions – has been detected through VIF tests.

From (R1) it turns out that subjects are more likely to expect a selfish behaviour of the co-players in the BT. Moreover, it emerges that in the AT the higher the number of rounds the group voted before reaching a unanimous decision on the rule to be used the higher is the probability for the subjects to expect a selfish behaviour of the co-players. Finally, in the AT, a player who never participated in other experiments in the past has a higher probability of asking a sum different from 20.

$$\begin{aligned}
 FOEE_20_i &= AT_i\alpha + FIRST * AT_i\beta_1 + TENT_i\beta_2 + AGE_i\beta_3 + \varepsilon_{i1} \\
 CHOICE_20_i &= FOEE_20_i\delta_1 + FIRST * AT_i\beta_4 + AGE_i\beta_5 + \varepsilon_{i2}
 \end{aligned}
 \tag{R2}$$

(R2) is a bivariate recursive probit regression¹⁴ where *CHOICE_20* is equal to 1 if subject *i* chooses 20 tokens. It allows to check: 1) the relation existing among agreement, beliefs and choices; 2) whether there exists any latent variable that may influence beliefs and choice at the same time.

Bivariate Recursive Probit Model – R2

<i>Variables</i>	<i>FOEE_20</i>	<i>CHOICE_20</i>
AT	-2.87*** (0.57)	
FIRST*AT	-1.4*** (0.422)	-0.04 (0.433)
AGE	-0.15* (0.085)	0.11 (0.095)
TENT	0.40** (0.168)	
FOEE_20		2.42*** (0.712)
Constant	8.16*** (2.3)	-4.38* (2.365)
N		96
Log Likelihood		-73.623096
Rho		0.287
Prob > chi2		0.47

***significance 1% ** significance 5% * significance 10%

¹⁴ A variation of the analysis run by Di Novi (2007).

From (R2) it turns out that the agreement influences empirical expectations and that empirical expectations influence subjects' decisions. Moreover, as rho is not significantly different from 0, we can affirm that there is no latent variable that may influence beliefs and choice at the same time.

$$EQFOEE_i = OT_i\omega + TENT_i\phi_1 + FIRST_i\phi_2 + \nu_{it} \quad (R3)$$

(R3) is a probit regression we implement to explore what kind of variables influence subjects' probability of expecting the others have chosen the voted rule. The dependent variable is the dichotomous variable EQFOEE that is equal to 1 if a subject expects the others have chosen the voted rule. The control variables are all related to the nature of the experiment (FIRST and TENT). We exclude all demographic variables because there is no significant difference due to gender (chi2; $p = 0.97$) and the variables AGE and first are significantly correlated (Pearson coefficient; $p < 0.05$).

Probit Model - R3

<i>Variables</i>	<i>EQFOEE</i>	<i>Marginal Effects</i>
OT	-0.48** (0.242)	-0.18
FIRST	0.32 (0.247)	0.118
TENT	-0.09 (0.069)	-0.03
Constant	0.01 (0.253)	
N		120
Log Likelihood		-74.073703
LR chi2(3)		8.44
Prob > chi2		0.0539

**** significance 5%**

From (R3) it turns out that subjects are more likely to expect compliance of the co-players in the AT.

$$EQFOEE_i = OT_i\omega + TENT_{i1}\phi_1 + FIRST_{i1}\phi_2 + v_{i1}$$

$$EQCHOICE_i = EQFOEE_i\delta_2 + AGE_i\phi_3 + v_{i2}$$

(R4)

As in the comparison between the BT and the AT, we compare the AT and the OT by running a bivariate recursive probit (R4) where EQCHOICE is equal to 1 if choice corresponds to the voted rule.

Bivariate Recursive Probit Model – R4

<i>Variables</i>	<i>EQFOEE</i>	<i>EQCHOICE</i>
OT	-0.47** (0.243)	
FIRST	0.40 (0.27)	
AGE		0.05 (0.057)
TENT	-0.07 (0.092)	
EQFOEE		2.39*** (0.945)
Constant	-0.09 (0.342)	-2.065 (1.284)
N		120
Log Likelihood		-133.37077
Rho		-0.51
Prob > chi2		0.579

***significance 1%

** significance 5%

From (R4) it turns out that the introduction of the mixed protocol influences empirical expectations and that empirical expectations influence subjects' decisions. Moreover, as rho is not significantly different from 0, we can affirm that there is no latent variable that may influence beliefs and choice at the same time.

Elenco dei papers del Dipartimento di Economia

- 2000.1 *A two-sector model of the effects of wage compression on unemployment and industry distribution of employment*, by Luigi Bonatti
- 2000.2 *From Kuwait to Kosovo: What have we learned? Reflections on globalization and peace*, by Roberto Tamborini
- 2000.3 *Metodo e valutazione in economia. Dall'apriorismo a Friedman*, by Matteo Motterlini
- 2000.4 *Under tertiarisation and unemployment*. by Maurizio Pugno
- 2001.1 *Growth and Monetary Rules in a Model with Competitive Labor Markets*, by Luigi Bonatti.
- 2001.2 *Profit Versus Non-Profit Firms in the Service Sector: an Analysis of the Employment and Welfare Implications*, by Luigi Bonatti, Carlo Borzaga and Luigi Mittone.
- 2001.3 *Statistical Economic Approach to Mixed Stock-Flows Dynamic Models in Macroeconomics*, by Bernardo Maggi and Giuseppe Espa.
- 2001.4 *The monetary transmission mechanism in Italy: The credit channel and a missing ring*, by Riccardo Fiorentini and Roberto Tamborini.
- 2001.5 *Vat evasion: an experimental approach*, by Luigi Mittone
- 2001.6 *Decomposability and Modularity of Economic Interactions*, by Luigi Marengo, Corrado Pasquali and Marco Valente.
- 2001.7 *Unbalanced Growth and Women's Homework*, by Maurizio Pugno
- 2002.1 *The Underground Economy and the Underdevelopment Trap*, by Maria Rosaria Carillo and Maurizio Pugno.
- 2002.2 *Interregional Income Redistribution and Convergence in a Model with Perfect Capital Mobility and Unionized Labor Markets*, by Luigi Bonatti.
- 2002.3 *Firms' bankruptcy and turnover in a macroeconomy*, by Marco Bee, Giuseppe Espa and Roberto Tamborini.
- 2002.4 *One "monetary giant" with many "fiscal dwarfs": the efficiency of macroeconomic stabilization policies in the European Monetary Union*, by Roberto Tamborini.
- 2002.5 *The Boom that never was? Latin American Loans in London 1822-1825*, by Giorgio Fodor.

2002.6 *L'economia senza banditore di Axel Leijonhufvud: le 'forze oscure del tempo e dell'ignoranza' e la complessità del coordinamento*, by Elisabetta De Antoni.

2002.7 *Why is Trade between the European Union and the Transition Economies Vertical?*, by Hubert Gabrisch and Maria Luigia Segnana.

2003.1 *The service paradox and endogenous economic growth*, by Maurizio Pugno.

2003.2 *Mappe di probabilità di sito archeologico: un passo avanti*, di Giuseppe Espa, Roberto Benedetti, Anna De Meo e Salvatore Espa.
(*Probability maps of archaeological site location: one step beyond*, by Giuseppe Espa, Roberto Benedetti, Anna De Meo and Salvatore Espa).

2003.3 *The Long Swings in Economic Understanding*, by Axel Leijonhufvud.

2003.4 *Dinamica strutturale e occupazione nei servizi*, di Giulia Felice.

2003.5 *The Desirable Organizational Structure for Evolutionary Firms in Static Landscapes*, by Nicolás Garrido.

2003.6 *The Financial Markets and Wealth Effects on Consumption An Experimental Analysis*, by Matteo Ploner.

2003.7 *Essays on Computable Economics, Methodology and the Philosophy of Science*, by Kumaraswamy Velupillai.

2003.8 *Economics and the Complexity Vision: Chimerical Partners or Elysian Adventurers?*, by Kumaraswamy Velupillai.

2003.9 *Contratto d'area cooperativo contro il rischio sistemico di produzione in agricoltura*, di Luciano Pilati e Vasco Boatto.

2003.10 *Il contratto della docenza universitaria. Un problema multi-tasking*, di Roberto Tamborini.

2004.1 *Razionalità e motivazioni affettive: nuove idee dalla neurobiologia e psichiatria per la teoria economica?* di Maurizio Pugno.
(*Rationality and affective motivations: new ideas from neurobiology and psychiatry for economic theory?* by Maurizio Pugno.

2004.2 *The economic consequences of Mr. G. W. Bush's foreign policy. Can th US afford it?* by Roberto Tamborini

2004.3 *Fighting Poverty as a Worldwide Goal* by Rubens Ricupero

2004.4 *Commodity Prices and Debt Sustainability* by Christopher L. Gilbert and Alexandra Tabova

- 2004.5 *A Primer on the Tools and Concepts of Computable Economics* by K. Vela Velupillai
- 2004.6 *The Unreasonable Ineffectiveness of Mathematics in Economics* by Vela K. Velupillai
- 2004.7 *Hicksian Visions and Vignettes on (Non-Linear) Trade Cycle Theories* by Vela K. Velupillai
- 2004.8 *Trade, inequality and pro-poor growth: Two perspectives, one message?* By Gabriella Berloffia and Maria Luigia Segnana
- 2004.9 *Worker involvement in entrepreneurial nonprofit organizations. Toward a new assessment of workers? Perceived satisfaction and fairness* by Carlo Borzaga and Ermanno Tortia.
- 2004.10 *A Social Contract Account for CSR as Extended Model of Corporate Governance (Part I): Rational Bargaining and Justification* by Lorenzo Sacconi
- 2004.11 *A Social Contract Account for CSR as Extended Model of Corporate Governance (Part II): Compliance, Reputation and Reciprocity* by Lorenzo Sacconi
- 2004.12 *A Fuzzy Logic and Default Reasoning Model of Social Norm and Equilibrium Selection in Games under Unforeseen Contingencies* by Lorenzo Sacconi and Stefano Moretti
- 2004.13 *The Constitution of the Not-For-Profit Organisation: Reciprocal Conformity to Morality* by Gianluca Grimalda and Lorenzo Sacconi
- 2005.1 *The happiness paradox: a formal explanation from psycho-economics* by Maurizio Pugno
- 2005.2 *Euro Bonds: in Search of Financial Spillovers* by Stefano Schiavo
- 2005.3 *On Maximum Likelihood Estimation of Operational Loss Distributions* by Marco Bee
- 2005.4 *An enclave-led model growth: the structural problem of informality persistence in Latin America* by Mario Cimoli, Annalisa Primi and Maurizio Pugno
- 2005.5 *A tree-based approach to forming strata in multipurpose business surveys*, Roberto Benedetti, Giuseppe Espa and Giovanni Lafratta.
- 2005.6 *Price Discovery in the Aluminium Market* by Isabel Figuerola-Ferretti and Christopher L. Gilbert.
- 2005.7 *How is Futures Trading Affected by the Move to a Computerized Trading System? Lessons from the LIFFE FTSE 100 Contract* by Christopher L. Gilbert and Herbert A. Rijken.

- 2005.8 *Can We Link Concessional Debt Service to Commodity Prices?* By Christopher L. Gilbert and Alexandra Tabova
- 2005.9 *On the feasibility and desirability of GDP-indexed concessional lending* by Alexandra Tabova.
- 2005.10 *Un modello finanziario di breve periodo per il settore statale italiano: l'analisi relativa al contesto pre-unione monetaria* by Bernardo Maggi e Giuseppe Espa.
- 2005.11 *Why does money matter? A structural analysis of monetary policy, credit and aggregate supply effects in Italy*, Giuliana Passamani and Roberto Tamborini.
- 2005.12 *Conformity and Reciprocity in the "Exclusion Game": an Experimental Investigation* by Lorenzo Sacconi and Marco Faillo.
- 2005.13 *The Foundations of Computable General Equilibrium Theory*, by K. Vela Velupillai.
- 2005.14 *The Impossibility of an Effective Theory of Policy in a Complex Economy*, by K. Vela Velupillai.
- 2005.15 *Morishima's Nonlinear Model of the Cycle: Simplifications and Generalizations*, by K. Vela Velupillai.
- 2005.16 *Using and Producing Ideas in Computable Endogenous Growth*, by K. Vela Velupillai.
- 2005.17 *From Planning to Mature: on the Determinants of Open Source Take Off* by Stefano Comino, Fabio M. Manenti and Maria Laura Parisi.
- 2005.18 *Capabilities, the self, and well-being: a research in psycho-economics*, by Maurizio Pugno.
- 2005.19 *Fiscal and monetary policy, unfortunate events, and the SGP arithmetics. Evidence from a growth-gap model*, by Edoardo Gaffeo, Giuliana Passamani and Roberto Tamborini
- 2005.20 *Semiparametric Evidence on the Long-Run Effects of Inflation on Growth*, by Andrea Vaona and Stefano Schiavo.
- 2006.1 *On the role of public policies supporting Free/Open Source Software. An European perspective*, by Stefano Comino, Fabio M. Manenti and Alessandro Rossi.
- 2006.2 *Back to Wicksell? In search of the foundations of practical monetary policy*, by Roberto Tamborini
- 2006.3 *The uses of the past*, by Axel Leijonhufvud

- 2006.4 *Worker Satisfaction and Perceived Fairness: Result of a Survey in Public, and Non-profit Organizations*, by Ermanno Tortia
- 2006.5 *Value Chain Analysis and Market Power in Commodity Processing with Application to the Cocoa and Coffee Sectors*, by Christopher L. Gilbert
- 2006.6 *Macroeconomic Fluctuations and the Firms' Rate of Growth Distribution: Evidence from UK and US Quoted Companies*, by Emiliano Santoro
- 2006.7 *Heterogeneity and Learning in Inflation Expectation Formation: An Empirical Assessment*, by Damjan Pfajfar and Emiliano Santoro
- 2006.8 *Good Law & Economics needs suitable microeconomic models: the case against the application of standard agency models: the case against the application of standard agency models to the professions*, by Lorenzo Sacconi
- 2006.9 *Monetary policy through the "credit-cost channel". Italy and Germany*, by Giuliana Passamani and Roberto Tamborini
- 2007.1 *The Asymptotic Loss Distribution in a Fat-Tailed Factor Model of Portfolio Credit Risk*, by Marco Bee
- 2007.2 *Sraffa's Mathematical Economics – A Constructive Interpretation*, by Kumaraswamy Velupillai
- 2007.3 *Variations on the Theme of Conning in Mathematical Economics*, by Kumaraswamy Velupillai
- 2007.4 *Norm Compliance: the Contribution of Behavioral Economics Models*, by Marco Faillo and Lorenzo Sacconi
- 2007.5 *A class of spatial econometric methods in the empirical analysis of clusters of firms in the space*, by Giuseppe Arbia, Giuseppe Espa e Danny Quah.
- 2007.6 *Rescuing the LM (and the money market) in a modern Macro course*, by Roberto Tamborini.
- 2007.7 *Family, Partnerships, and Network: Reflections on the Strategies of the Salvadori Firm of Trento*, by Cinzia Lorandini.
- 2007.8 *I Verleger serici trentino-tirolesi nei rapporti tra Nord e Sud: un approccio prosopografico*, by Cinzia Lorandini.
- 2007.9 *A Framework for Cut-off Sampling in Business Survey Design*, by Marco Bee, Roberto Benedetti e Giuseppe Espa
- 2007.10 *Spatial Models for Flood Risk Assessment*, by Marco Bee, Roberto Benedetti e Giuseppe Espa

- 2007.11 *Inequality across cohorts of households:evidence from Italy*, by Gabriella Berloff and Paola Villa
- 2007.12 *Cultural Relativism and Ideological Policy Makers in a Dynamic Model with Endogenous Preferences*, by Luigi Bonatti
- 2007.13 *Optimal Public Policy and Endogenous Preferences: an Application to an Economy with For-Profit and Non-Profit*, by Luigi Bonatti
- 2007.14 *Breaking the Stability Pact: Was it Predictable?*, by Luigi Bonatti and Annalisa Cristini.
- 2007.15 *Home Production, Labor Taxation and Trade Account*, by Luigi Bonatti.
- 2007.16 *The Interaction Between the Central Bank and a Monopoly Union Revisited: Does Greater Uncertainty about Monetary Policy Reduce Average Inflation?*, by Luigi Bonatti.
- 2007.17 *Complementary Research Strategies, First-Mover Advantage and the Inefficiency of Patents*, by Luigi Bonatti.
- 2007.18 *Dual Licensing in Open Source Markets*, by Stefano Comino and Fabio M. Manenti.
- 2007.19 *Evolution of Preferences and Cross-Country Differences in Time Devoted to Market Work*, by Luigi Bonatti.
- 2007.20 *Aggregation of Regional Economic Time Series with Different Spatial Correlation Structures*, by Giuseppe Arbia, Marco Bee and Giuseppe Espa.
- 2007.21 *The Sustainable Enterprise. The multi-fiduciary perspective to the EU Sustainability Strategy*, by Giuseppe Danese.
- 2007.22 *Taming the Incomputable, Reconstructing the Nonconstructive and Deciding the Undecidable in Mathematical Economics*, by K. Vela Velupillai.
- 2007.23 *A Computable Economist's Perspective on Computational Complexity*, by K. Vela Velupillai.
- 2007.24 *Models for Non-Exclusive Multinomial Choice, with Application to Indonesian Rural Households*, by Christopher L. Gilbert and Francesca Modena.
- 2007.25 *Have we been Mugged? Market Power in the World Coffee Industry*, by Christopher L. Gilbert.

2007.26 *A Stochastic Complexity Perspective of Induction in Economics and Inference in Dynamics*, by K. Vela Velupillai.

2007.27 *Local Credit and Territorial Development: General Aspects and the Italian Experience*, by Silvio Goglio.

2007.28 *Importance Sampling for Sums of Lognormal Distributions, with Applications to Operational Risk*, by Marco Bee.

2007.29 *Re-reading Jevons's Principles of Science. Induction Redux*, by K. Vela Velupillai.

2007.30 *Taking stock: global imbalances. Where do we stand and where are we aiming to?* by Andrea Fracasso.

2007.31 *Rediscovering Fiscal Policy Through Minskyan Eyes*, by Philip Arestis and Elisabetta De Antoni.

2008.1 *A Monte Carlo EM Algorithm for the Estimation of a Logistic Autologistic Model with Missing Data*, by Marco Bee and Giuseppe Espa.

2008.2 *Adaptive microfoundations for emergent macroeconomics*, Edoardo Gaffeo, Domenico Delli Gatti, Saul Desiderio, Mauro Gallegati.

2008.3 *A look at the relationship between industrial dynamics and aggregate fluctuations*, Domenico Delli Gatti, Edoardo Gaffeo, Mauro Gallegati.

2008.4 *Demand Distribution Dynamics in Creative Industries: the Market for Books in Italy*, Edoardo Gaffeo, Antonello E. Scorcu, Laura Vici.

2008.5 *On the mean/variance relationship of the firm size distribution: evidence and some theory*, Edoardo Gaffeo, Corrado di Guilmi, Mauro Gallegati, Alberto Russo.

2008.6 *Uncomputability and Undecidability in Economic Theory*, K. Vela Velupillai.

2008.7 *The Mathematization of Macroeconomics: A Recursive Revolution*, K. Vela Velupillai.

2008.8 *Natural disturbances and natural hazards in mountain forests: a framework for the economic valuation*, Sandra Notaro, Alessandro Paletto

2008.9 *Does forest damage have an economic impact? A case study from the Italian Alps*, Sandra Notaro, Alessandro Paletto, Roberta Raffaelli.

2008.10 *Compliance by believing: an experimental exploration on social norms and impartial agreements*, Marco Faillo, Stefania Ottone, Lorenzo Sacconi.

PUBBLICAZIONE REGISTRATA PRESSO IL TRIBUNALE DI TRENTO